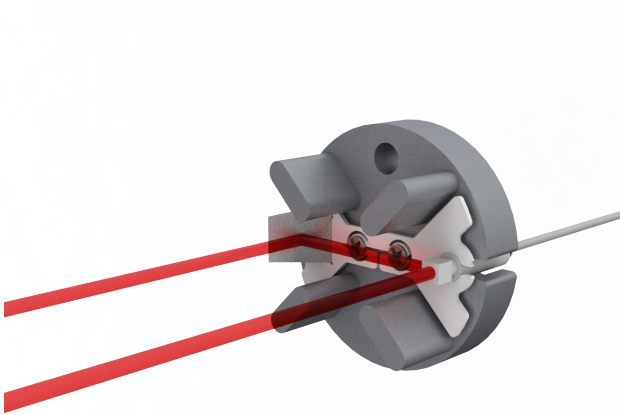


# Head assembly for differential measurements

## SETUP


The differential sensor head assembly is shown in Figure 1. Unlike in standard PICO SCALE sensor heads, the reference mirror is not coated to one of the side surfaces of the beam splitter cube. In contrast, it is guided via a 45° mirror so that it travels parallel to the usual measurement beam. The lateral distance between the two beams is 18 mm (this way, the minimum differential difference between the two arms of the interferometer of 13 mm is guaranteed).



**Figure 1.** The differential sensor head assembly. See text for details.

## PERFORMANCE MEASUREMENT

The differential sensor head assembly was built into a demonstration setup, shown in Figure 2. One beam



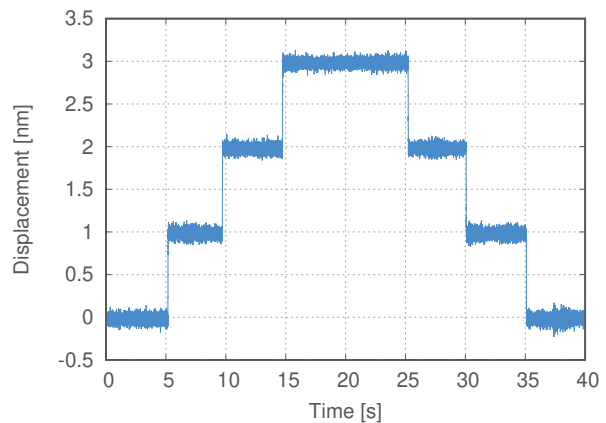
**Figure 2.** Setup for the performance measurement. See text for details.

(indicated as reference beam) is guided to a mirror that is fixed to the base of the target assembly at a distance of about 40 mm. The other beam (measurement beam) is guided to a mirror that is fixed to the

slide of a SmarAct translation stage. Consequently, the PICO SCALE will measure the differential movement of the slide with respect to the base, irrespective of any common-mode movement, such as thermal drift, changes in ambient conditions affecting the refractive index of air, etc.. (Please note: Changes in ambient conditions will only have an effect on the relatively small differential working distance of about 18 mm, given by the lateral offset between the reference and measurement beam.)

## Closed-loop measurements

The linear positioner is connected to a SmarAct MCS2 controller, which is using sensor data from the PICO SCALE. Consequently, the control loop of the positioner is closed using the displacement data measured by the interferometer. In Figure 3, the closed-loop translation is shown, where the position was varied by 1 nm every 5 s.

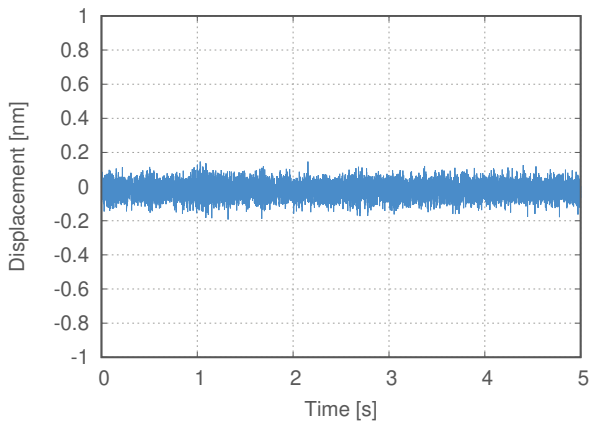


**Figure 3.** Closed-loop movements with steps of 1 nm.

Figure 4 shows a close-up to the first five seconds, demonstrating the very low peak-to-peak noise of 400 pm with a standard deviation of 41 pm.

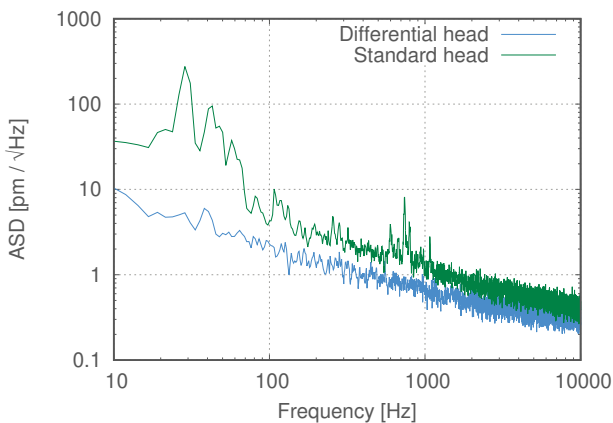
## Frequency domain measurements

The setup of the previous section was compared to a measurement with a standard sensor head, aligned to a target mirror at a working distance of 40 mm. The amplitude spectral densities of the two displacement data are shown in Figure 5. The differential sensor head shows lower noise, especially at low frequencies, where the standard sensor head suffers disturbances due to acoustic noise as well as influences by changes in the refractive index of air and thermal drifts. The lower noise floor at high frequencies is due to the fact that the *effective* working distance of the differential



**Figure 4.** Time trace of the displacement signal showing a peak-to-peak noise of 400 pm and a standard deviation of 41 pm.

head assembly is only 18 mm, given by the lateral offset of the two beams. Unavoidable laser phase noise induces a length proportional position noise, which means that lower working distances suffer lower position noise (neglecting additional effects like mechanical vibrations, which typically have stronger influences in larger setups).



**Figure 5.** Comparison of the differential assembly with a standard sensor head at the same working distance. The differential assembly shows lower noise, especially at low frequencies.

## MECHANICAL PROPERTIES

The mechanical properties of the differential sensor head assembly are summarized in Table 1.

**Table 1.** Summary of mechanical properties of the differential sensor head assembly.

Property	Value
Diameter of mount	1" (25.4 mm)
Material of mount	Aluminum (others on request)
Material sensor head holder	pre-loaded spring steel
Adjustment screws	M1.6 setscrews (0.7 mm hex key included)

## ORDER CODE

Please contact SmarAct Metrology for advice on the most suitable options of this assembly.

## Contact

### Germany

**SmarAct Metrology  
GmbH & Co. KG**

Rohdenweg 4  
D-26135 Oldenburg  
Germany

T: +49 (0) 441 - 800879-0  
Email: metrology@smaract.com  
www.smaract.com

### France

**SmarAct GmbH**

Schuetten-Lanz-Strasse 9  
26135 Oldenburg  
Germany

T: +49 441 - 800 879 956  
Email: info-fr@smaract.com  
www.smaract.com

### USA

**SmarAct Inc.**

2140 Shattuck Ave. Suite 302  
Berkeley, CA 94704  
United States of America

T: +1 415 - 766 9006  
Email: info-us@smaract.com  
www.smaract.com

### China

**Dynasense Photonics**

6 Taiping Street  
Xi Cheng District,  
Beijing, China

T: +86 10 - 835 038 53  
Email: info@dyna-sense.com  
www.dyna-sense.com

**Natsu Precision Tech**

Room 515, Floor 5, Building 7,  
No.18 East Qinghe Anning  
Zhuang Road,  
Haidian District  
Beijing, China

T: +86 18 - 616 715 058  
Email: chenye@nano-stage.com  
www.nano-stage.com

**Shanghai Kingway Optech  
Co.Ltd**

Room 1212, T1 Building  
Zhonggong Global Creative Center  
Lane 166, Yuhong Road  
Minhang District  
Shanghai, China

Tel: +86 21 - 548 469 66  
Email: sales@kingway-optech.com  
www.kingway-optech.com

### Japan

**Physix Technology Inc.**

Ichikawa-Business-Plaza  
4-2-5 Minami-yawata,  
Ichikawa-shi  
272-0023 Chiba  
Japan

T/F: +81 47 - 370 86 00  
Email: info-jp@smaract.com  
www.physix-tech.com

### South Korea

**SEUM Tronics**

# 1109, 1, Gasan digital 1-ro  
Geumcheon-gu  
Seoul, 08594,  
Korea

T: +82 2 - 868 10 02  
Email: info-kr@smaract.com  
www.seumtronics.com

### Israel

**Optics & Motion Ltd.**

P.O.Box 6172  
46150 Herzeliya  
Israel

T: +972 9 - 950 60 74  
Email: info-il@smaract.com  
www.opticsmotion.com

SmarAct Metrology GmbH & Co. KG develops sophisticated equipment to serve high accuracy positioning and metrology applications in research and industry within fields such as optics, semiconductors and life sciences. Our broad product portfolio – from miniaturized interferometers and optical encoders for displacement measurements to powerful electrical nanoprobers for the characterization of smallest semiconductor technology nodes – is completed by turnkey scanning microscopes which can be used in vacuum, cryogenic or other harsh environments.

We maintain the complete production in house for a high level of customization so that we can always provide you the optimal individual or OEM solution. We also offer feasibility studies, measurement services and comprehensive support to accompany you along your projects.

## Headquarters

### **SmarAct GmbH**

Schuetze-Lanz-Strasse 9  
26135 Oldenburg  
Germany

T: +49 441 - 800 879 0  
Email: [info-de@smaract.com](mailto:info-de@smaract.com)  
[www.smaract.com](http://www.smaract.com)

## USA

### **SmarAct Inc.**

2140 Shattuck Ave. Suite 302  
Berkeley, CA 94704  
United States of America

T: +1 415 - 766 9006  
Email: [info-us@smaract.com](mailto:info-us@smaract.com)  
[www.smaract.com](http://www.smaract.com)